

Tilt & Turn Windows

The Bereco tilt and turn window allows easy clean from the inside, with the sash opening in both tilt and turn positions. Complying with fire escape regulations it has a number of unique features built in as standard, in addition to the same quality and manufacturing techniques inherent on all Bereco windows.


Tilt and turn windows are commonly used in commercial properties or where there are restrictions on opening out windows.

Design features

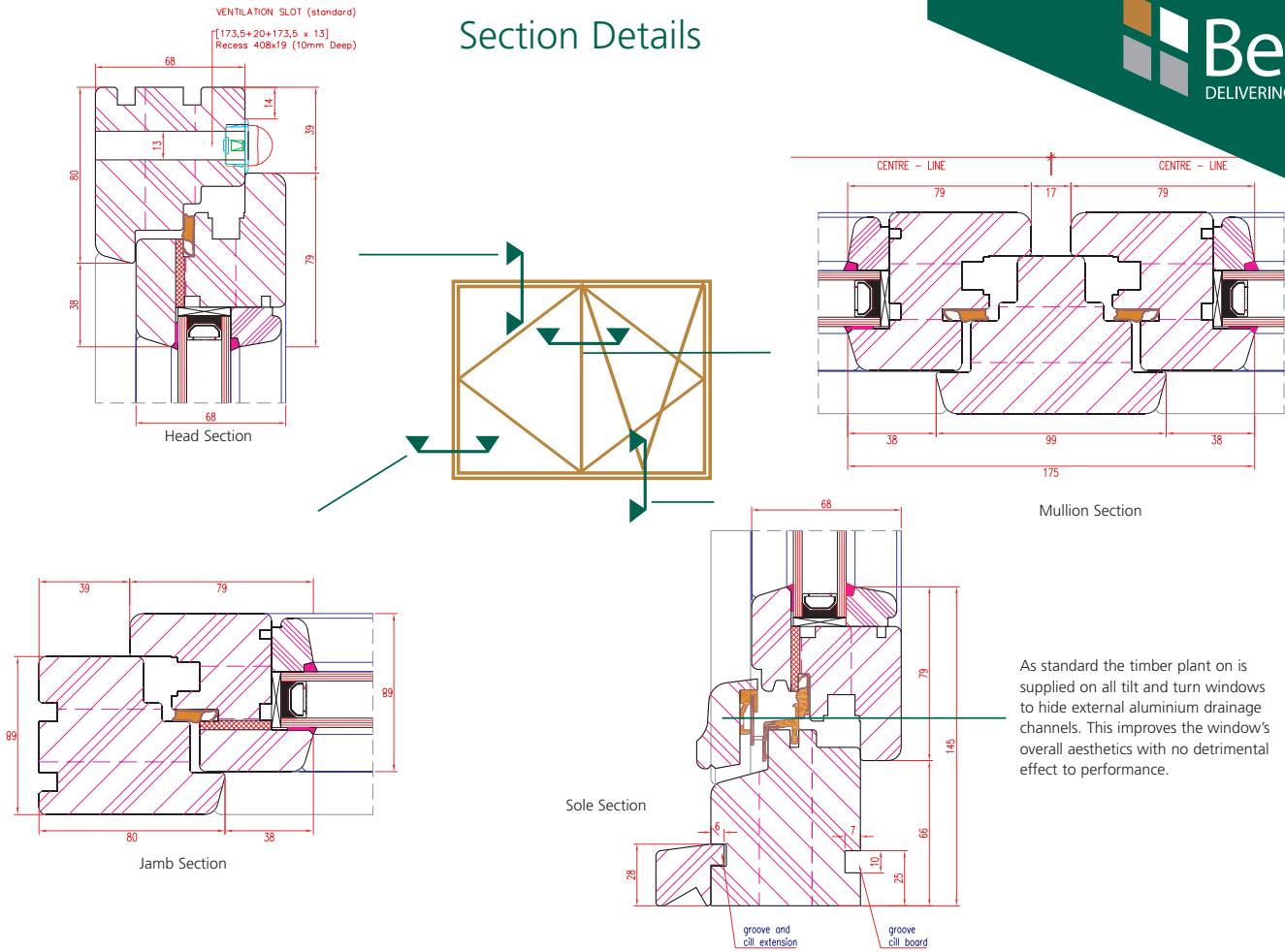
- Internal glazing for better security
- Fully weather proofed seal around and between sashes
- Night vent fitted as standard
- Rounded edges for better paint coverage
- Drained and vented system
- 24mm double glazing standard u-value 1.37 W/m²K
- Grooved for internal window cill
- Stepped design to allow water to run off
- 3 sided espagnolette locking
- Adjustment mechanism on the sash to assist fitting
- Timber plant on over aluminium drainage cill as standard

Design Options

- Concealed hinge system
- Aluminium cills in white or brown



Section Details




Fire- Escape Regulations

Bereco tilt and turn windows comply with fire escape regulations due to its turn position.

Ironmongery Options

Available in locking and non-locking options.



Silver

Gold

White

